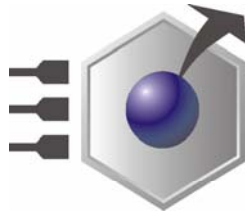


***EmbeddedDNA***<sup>®</sup>



**EuroTech**  
THE COMPLETE EMBEDDED PC SOLUTION

***An0040***

**CPU-1450; Cable set**

Rev. 1.0

July 2004

COPYRIGHT 1994-2005 Eurotech S.p.A. All Rights Reserved.

## ABOUT THIS MANUAL

This application note contains information about the contents of the cable set for the CPU-1450.



Via J. Linussio 1  
33020 AMARO (UD)  
ITALY

Phone: +39 0433 485 411  
Fax: +39 0433 485 499

web: <http://www.eurotech.it>  
e-mail: <mailto:sales@eurotech.it>

## NOTICE



**Although all the information contained herein has been carefully verified, Eurotech S.p.A. assumes no responsibility for errors that might appear in this document, or for damage to property or persons resulting from an improper use of this manual and of the related software. Eurotech S.p.A. reserves the right to change the contents and form of this document, as well as the features and specifications of its products at any time, without notice.**

Trademarks and registered trademarks appearing in this document are the property of their respective owners

---

## Conventions

The following table lists conventions used throughout this guide.

Icon	Notice Type	Description
	<b>Information note</b>	Important features or instructions
	<b>Warning</b>	Information to alert you to potential damage to a program, system or device or potential personal injury

(This page is intentionally left blank.)

## Contents

---


Conventions .....	3
<b>Contents .....</b>	<b>5</b>
<b>Chapter 1 Cable Set of the CPU-1450 .....</b>	<b>7</b>
<b>Chapter 2 Detailed parts of the CPU-1450 cable-set.....</b>	<b>8</b>
<b>Chapter 3 Eurotech Codes and Descriptions .....</b>	<b>10</b>
<b>Chapter 4 Connections with the CPU-1450.....</b>	<b>11</b>

(This page is intentionally left blank.)

# Chapter 1 Cable Set of the CPU-1450

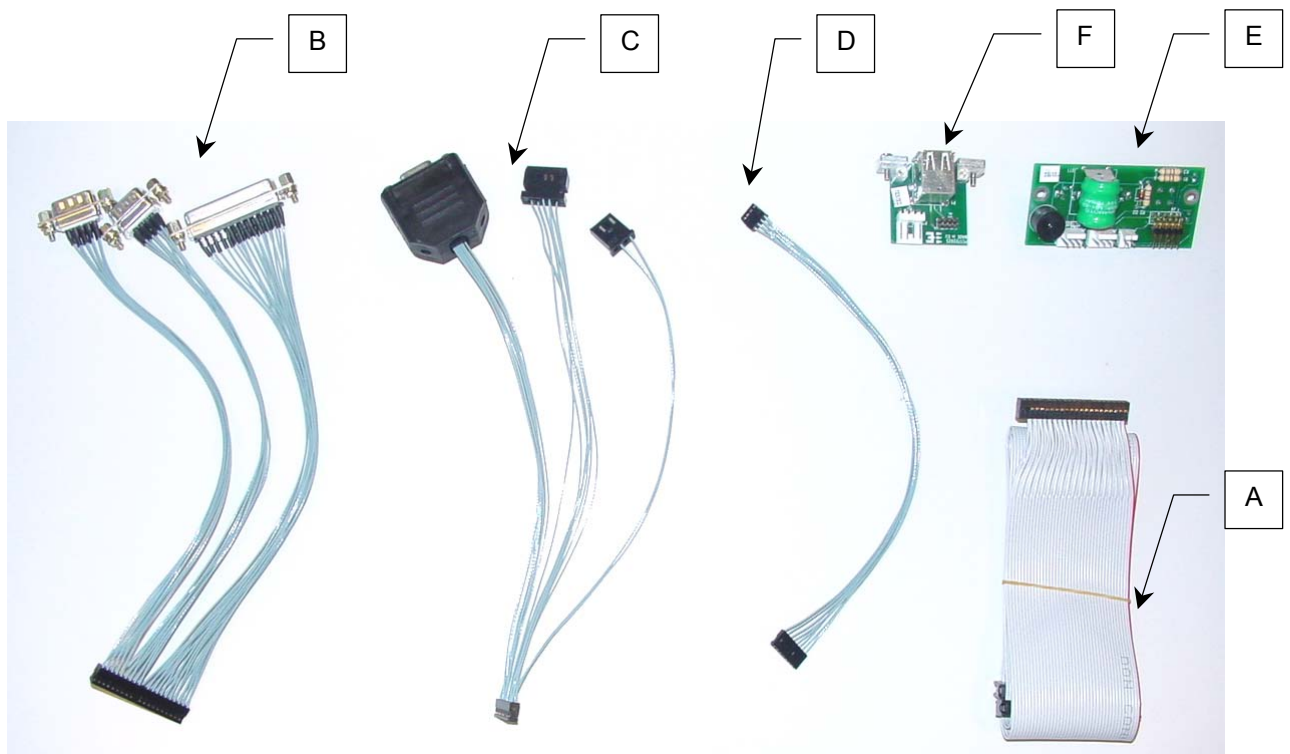
---

The following photo describe the cables contained into the CPU-1450 cable set :



## Chapter 2 Detailed parts of the CPU-1450 cable-set

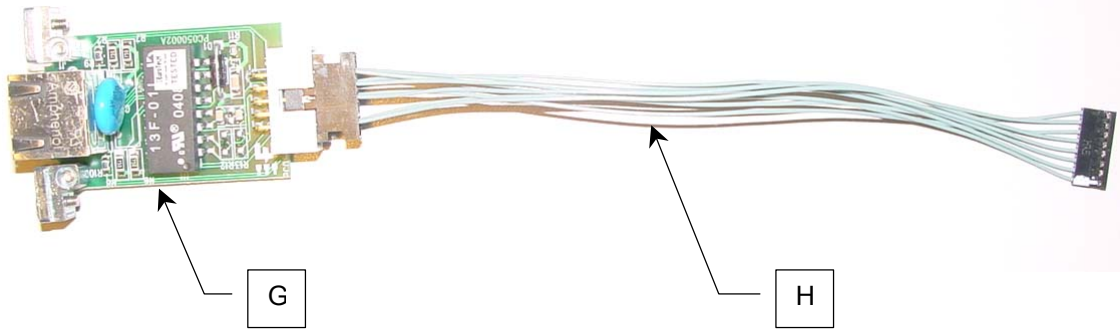
### CBL-1450-00 CABLE SET FOR CPU-1450




The following accessories (ACS-9071-04 and ACS-9074-02) aren't part of the CBL-1450-00 but are listed to show the auxiliary accessories which may be connected to the CPU-1450.



**ACS-9071-04 RJ45 ETHERNET ADAPTER FOR CPU-1450**



**ACS-9074-02 AC97 AND USB (USB1-2) ADAPTER FOR CPU-1450**



## Chapter 3 Eurotech Codes and Descriptions

Table with codes and descriptions:

### CBL-1450-00 CABLE SET FOR CPU-1450

Item	Eth Code	Eurotech Description	Q.ty
A	7000000045	F. CAVO 2*IDC F 40P -> F P=2.0 44P L=20+40CM IDE	1
B	7000000071	F.C IDC 40P P=2.00 -> 2*DB9 M + DB25 F L=20CM 2 SER-//	1
C	7000000124	F.CAVO IDC F P=2.0 18P -> 3*VARI L=20CM MULTIF	1
D	7030000164	F.C. CONN F 8*1 P=2.00 -> 4*2 F 8P P=2.00 L=20CM	1
E	ACS-9072-00	MULTIFUNCTION ADAPTER FOR PC/104 CPU	1
F	ACS-9075-00	USB ADAPTER FOR CPU-1231/1232	1

### ACS-9071-04 RJ45 ETHERNET ADAPTER FOR CPU-1450

Item	Eth Code	Eurotech Description	Q.ty
G	9C050000B6	SCHEDA ADATT TP PER SCHEDE CON RTL8139C COLLAUDATA	1
H	7030000163	F.C. CONN F 8*1 P=2.00->5*2 F 10P P=2.54 L=15CM	1

### ACS-9074-02 AC97 AND USB (USB1-2) ADAPTER FOR CPU-1450

Item	Eth Code	Eurotech Description	Q.ty
I	9C060100S6	SCHEDA CODEC AC97 / USB COLLAUDATO	1
L	7030000162	F.C.F 10*2 20P P=2.00->13*2 F 26P P=2.00 L=20CM	1

## Chapter 4 Connections with the CPU-1450

This brief section is intended to show you how to connect the cable set to the CPU-1450.

The following image describe the connections between the CPU-1450 with the CBL-1450-00, the ACS-9071-04 and the ACS-9074-02 versus some accessories in a no development kit installation (note the ACS-9072-00 adapter to connect the Keyboard and the mouse):

